

Rural Fence & Gate Planner

Contact Name:


Contact Phone:

Email:


Install Address:

Postcode:


Choose your fence style (please circle):




Post & Rail x 1



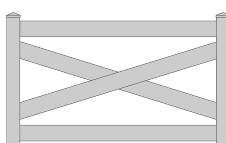
Post & Rail x 2




Post & Rail x 3



Post & Rail x 4



Post & Rail Crossbuck



Post & Rail Mesh Panel

Please note: diagrams above show fence style with posts, posts must be ordered separately.

Fence Colour: ☐ White

☐ Cream

☐ Night Mist

☐ Grey Ridge

☐ Delux

☐ Red Gum

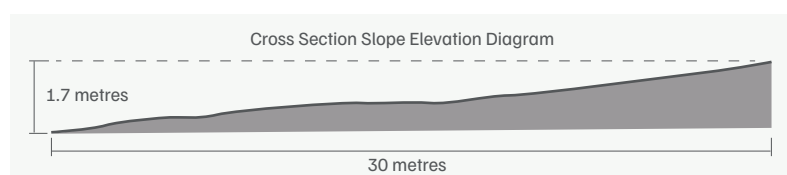
☐ Woodgrain Pine

Fence Height: ☐ 1.2 metres

☐ 1.4 metres

Are there any slopes to be considered where the fence will be installed?: ☐ YES ☐ NO

If YES, please advise the vertical rise over the horizontal run. eg. 1.7 metres (refer to diagram)



Installation method: ☐ Post in Ground ☐ Base Plate (Concrete slabs only)

Any Gate Requirements? ☐ YES ☐ NO

Please enter the required gate width in the box below.

Gate No.	Single Gate (For opening widths between 0.9m to 2.35m)	Double Gate (For opening widths between 1.8m to 4.7m)	Sliding Gate (For opening widths between 3.0m to 6.0m)	Will gates be automated? (please select)
Gate 1:				<input type="radio"/> YES <input type="radio"/> NO
Gate 2:				<input type="radio"/> YES <input type="radio"/> NO
Gate 3:				<input type="radio"/> YES <input type="radio"/> NO
Gate 4:				<input type="radio"/> YES <input type="radio"/> NO

Fence Line Drawing (Example):

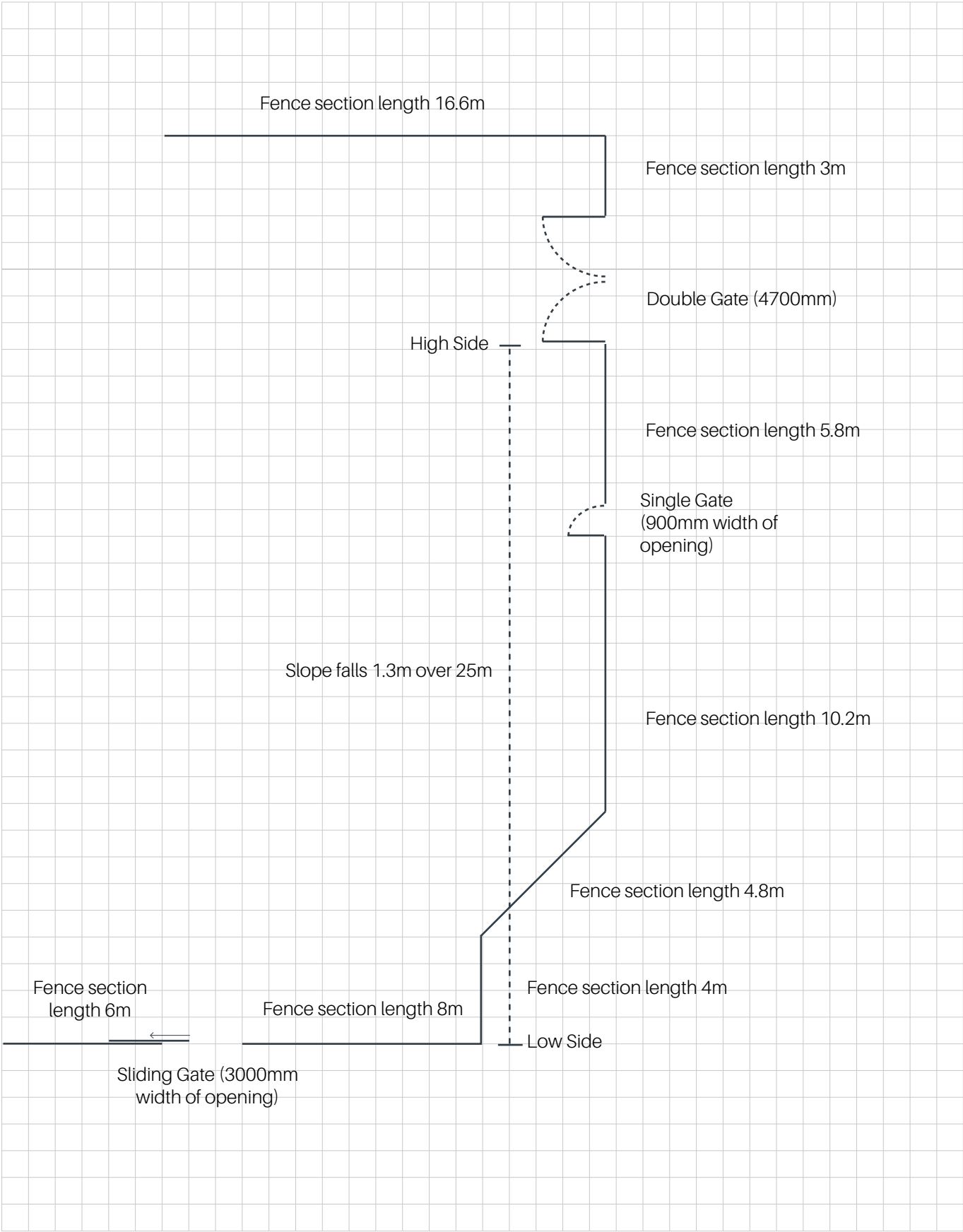



Diagram Key Component Icons

- Fence Panel
- Double Gate
- Slope Indicator
- Single Gate
- Sliding Gate

Please Include:







The length of each fence section.
Accurate gate placement within the fence section and gate width. For sliding gates please include the opening width.

Fence Line Drawing:



Each box represents 1m²

Diagram Key Component Icons

-  Fence Panel
-  Line Post
-  Double Gate
-  Single Gate
-  Sliding Gate
-  End Post

Component Specifications (Provide the numbers)

Fence Panels	Line Posts	End Posts
Gate 1 Size	Gate 2 Size	

[illegible]